
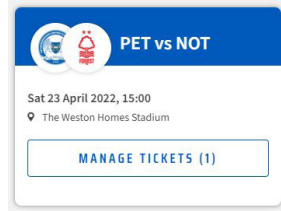




Listing Your Season Ticket On Ticket Exchange

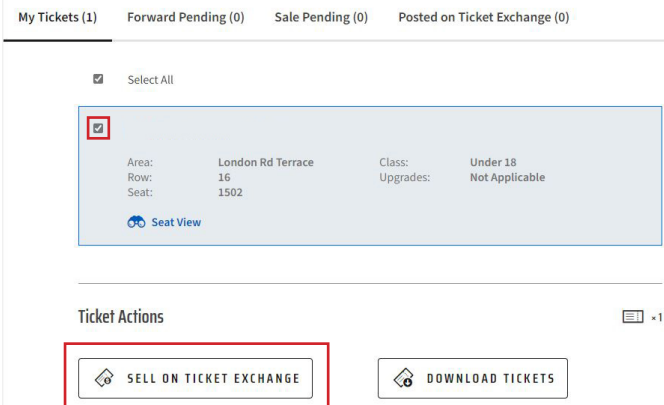
1

Log into your ticketing account as normal. Click on the profile icon  to bring up the menu (or the burger menu icon on mobile) and click on **MANAGE TICKETS**.



2

Your tickets along with tickets you manage in your friends and family will appear here. Select the ticket(s) you wish to list and click on **"SELL ON TICKET EXCHANGE"**.



3

Proceed to the payment screen and you will be shown how much account credit that will be added to your account if the ticket sells. Review the order, agree to the Terms & Conditions and Complete the order.



REVIEW ORDER

Tickets to be Posted On Ticket Exchange for sale...

Nottingham Forest Sat 23 April 2022, 15:00, £0.00
Area: SU1 Row: L Seat: 1

Adult:

You will receive in account credit: £9.80

£0.00

Order summary

Subtotal £0.00

Total to pay: £0.00

Terms & Conditions

Please also acknowledge that you agree to the [Terms & Conditions](#) of sale.

If you are purchasing a Season Ticket it will be issued with a POSHPay debit Mastercard on the reverse side.

Your Season Ticket will allow you entry into the stadium.

The POSHPay Mastercard can be used for purchases wherever Mastercard is accepted.

If you do not wish to use your Mastercard, you do not have to activate it - you can simply use your card as a Season Ticket Card.

Please note: By clicking Complete Purchase, your booking will be submitted and your payment will be processed.

Your contract with us starts once we have confirmed your purchase your payment has been processed and expires immediately after the completion of the event for which you purchased the ticket(s).

By clicking "Complete Purchase" you agree to our Terms and Conditions. Please also note: Tickets cannot be exchanged or refunded after purchase, save as provided in our Terms and Conditions; We may cancel any order(s) in excess of the ticket limit without notice. And All orders are subject to account approval and billing address verification.

COMPLETE PURCHASE

Purchasing a resale Ticket

Select the game you wish to purchase a ticket for. Once you have selected the number of tickets you require, make sure you select the "Include Resale Tickets" toggle to show available resale tickets. You can then select listed resale tickets from the interactive stadium plan (look for the resale icon as shown below).

